

Join a Making Strides Walk

Welcome! Let's get started!

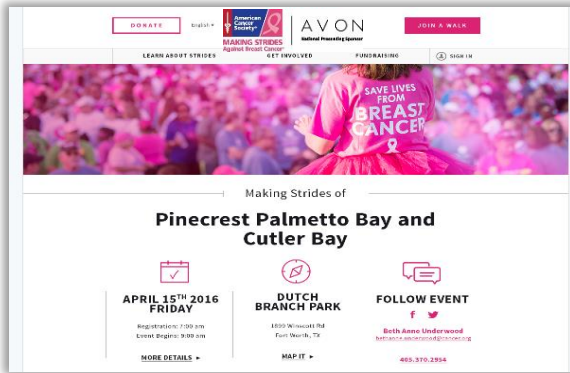
Follow the step-by-step directions below to register online for a Making Strides walk.

Step 1: Find Your Event.

Visit MakingStridesWalk.org and use the **Find an Event** link to locate a walk near you. Once the list of events appears, click the name of your local Making Strides event to be taken to the event home page.

Step 2: Sign Up.

Click the **Join This Walk** button to begin the registration process.

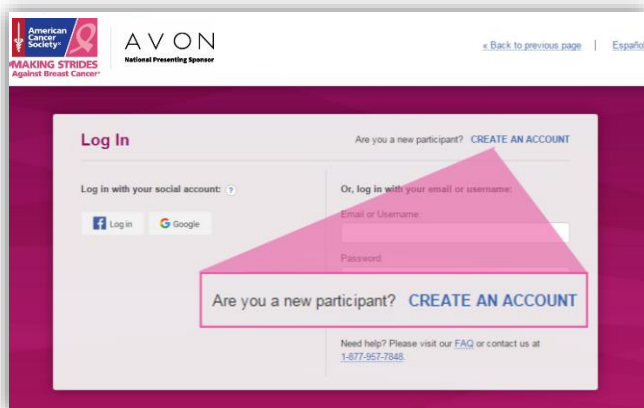


Step 3: Identify Yourself.

If you are a returning American Cancer Society event participant, welcome back and please login. Skip ahead to Step 5.

If you are a brand new American Cancer Society event participant, or have not created a Society Account, welcome!

Click **Create an Account** to continue the registration process and set up your very own Society Account.

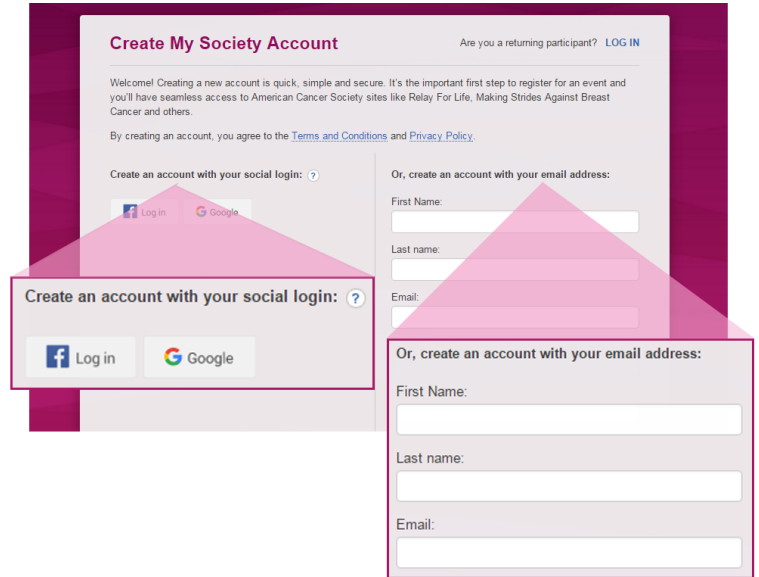


Society Account is the single sign-on process for our ACS fundraising websites. It allows for a secure and consistent log-in experience across all websites.

Step 4: Create Your Society Account.

Participants may choose to:

- Create an Account with your [social login](#),
- Or create an Account with your [email address](#)

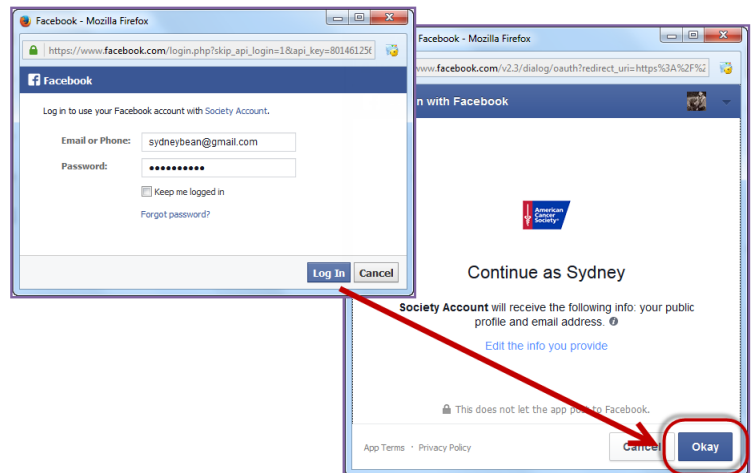


a. Society Account with Social Login

If you choose to create your Society Account with your Facebook or Google login, you will be prompted to log in to your social account.

Provide your username and password, and follow the login prompts. Click Okay/Allow to allow the American Cancer Society to access to your social account.

Moving forward, your ACS login will be your social login!



**The American Cancer Society will never share your information or post to Facebook/send emails on your behalf. This information is solely used to create your Society Account, and allow you to log in with the Social Login feature.*

For Society Account assistance, call our dedicated helpline: 1.877.957.7848

b. Society Account with your Email Address

If you would prefer to create your Society Account with your email address, simply fill out all the fields on the Society Account screen.

You will be asked to create a password, which must contain at least 7 characters and 2 of the following:

- *an uppercase letter,
- *a lowercase letter,
- *a number,
- *a special symbol

Moving forward, your login will be your email address and the password you've created!

Or, create an account with your email address:

First Name: Super

Last name: Strider

Email: super.strider@cancer.org

Confirm Email: super.strider@cancer.org

Password: *****

Confirm Password: *****

Password strength: Strong

CREATE AN ACCOUNT

CONGRATULATIONS! You have now created your official American Cancer Society account! Whether you chose to create your account with your social login or with your email address/password, you can use this same login information for any American Cancer Society event moving forward!

When registering for any future ACS events, you can log in as a **returning user** and all of your information will carry over to the current year's web site, including contacts you may add to your address book!

c. Edit your Society Account

If you ever wish to edit your Society Account information, you can easily do so by logging in and selecting the 'Society Account' link that appears next to your name!

Español Welcome Super!

My Society Account Log Out

My Society Account

Hello, Super.

Thank you for doing your part to help the American Cancer Society finish the fight against cancer.

My Profile My Events

My Basic Information Edit

First Name: Super

Last Name: Strider

My Login Preferences

Login Email: super.strider@cancer.org Update Email

Change my password

Social Login

Account not Linked with Facebook Link Accounts

Account not Linked with Google Link Accounts

My Contact Preferences Edit

All communications and any notifications you register to receive will be sent to the contact email below.

Preferred Contact email: super.strider@cancer.org

Please email me the event-related information so I can participate successfully.

Preferred format: HTML

To deactivate your account and/or cancel your event registration, please contact us at 1.877.957.7848.

You can edit your Contact Name, Email Address, and Password. You can also easily link a social account (if you have not done so already), or opt in or out of receiving event emails.

Now...back to your Making Strides registration!

Step 5: Choose How You Will Participate.

Participants may choose to:

- **START A Team:** enter your team name, team fundraising goal and company affiliation.
- **JOIN A Team:** locate and join your preferred team.
- **Walk as an INDIVIDUAL:** set your goal and begin fundraising.

How would you like to participate?

START A NEW TEAM JOIN A TEAM JOIN AS INDIVIDUAL

PREVIOUS

Step 6: Kick-off Your Fundraising!

Jump start your fundraising by setting your personal goal and making a donation to kick off your fundraising efforts

Would you like to kickstart your fundraising by making a donation?

\$35.00 \$50.00 \$80.00 \$100.00 OTHER NOT RIGHT NOW

Step 7: Complete Registration.

Complete the registration process by answering all the questions, and following the instructions on each page.

Once you have completed the registration process, you'll get a confirmation screen. Closing out of it will put you right into your dashboard, where you can begin fundraising!

What is your relationship to breast cancer?

SURVIVOR CAREGIVER OTHER/PREFER NOT TO SAY

Please select all that apply.

Enter Mailing Address:

Mailing Address:

Mailing Address Line 2: (optional)

City: State: Zip:

Email:

Phone number: (Why? So we can contact you about your upcoming event.)

COMPLETE

If you have any questions or concerns, please contact your local staff partner or call the American Cancer Society at 1.800.227.2345.

For Society Account assistance, call our dedicated helpline: 1.877.957.7848.