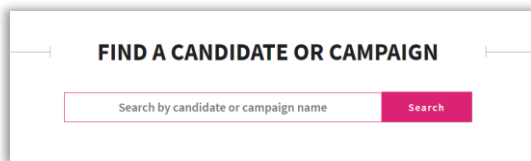




# SIGN UP FOR REAL MEN WEAR PINK

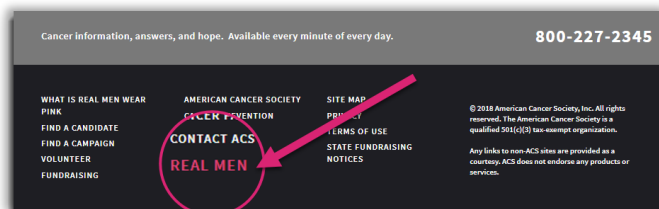
## Step 1: Find Your Event.

Visit [www.realmenwearpinkacs.org](http://www.realmenwearpinkacs.org) and search for your local event site by entering your event name or location in the “Find a Candidate or Campaign” search box.



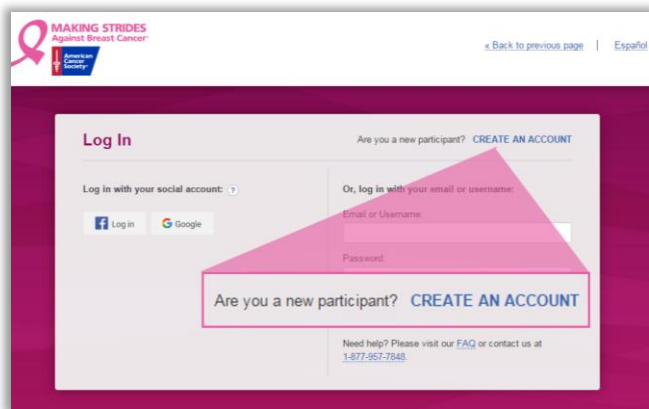
## Step 2: Sign Up.

At the very bottom of the page, click the pink **Real Men** link to begin the registration process.



## Step 3: Identify Yourself.

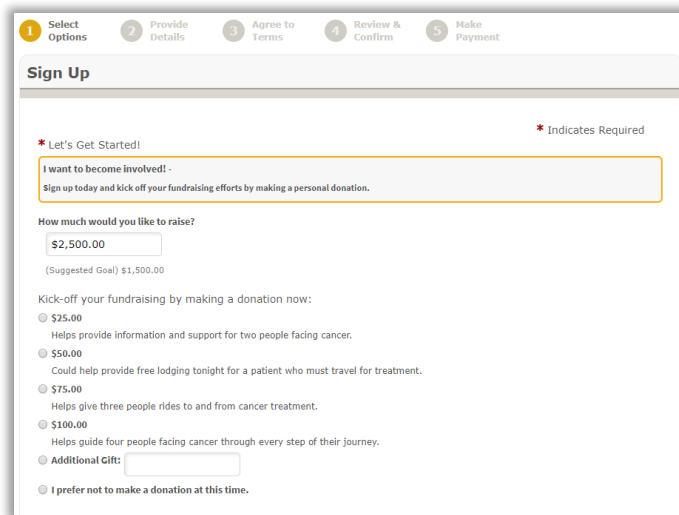
- If you are a returning American Cancer Society event participant, welcome back and please login.
- If you are a brand-new American Cancer Society event participant, welcome! Click “Create an Account” to continue the registration process and set up your very own Society Account.\*



\* Once you have created a Society Account login, you can use that to register for any ACS event!

## Step 4: Get Involved!

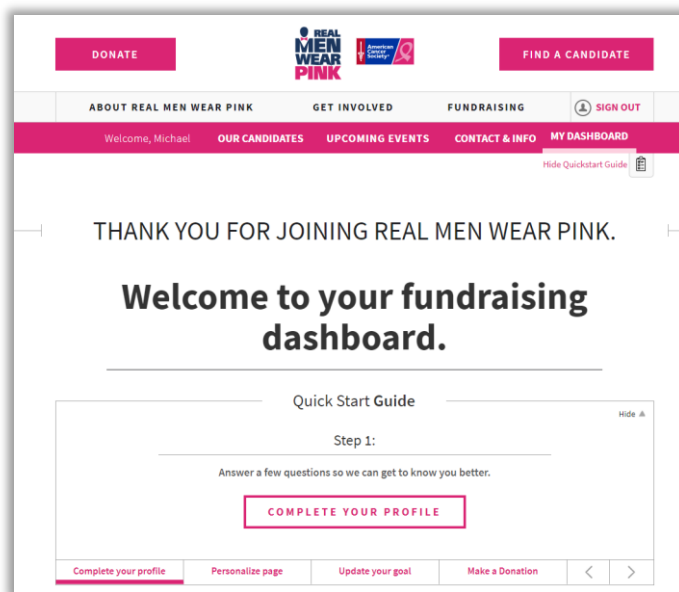
Jump start your fundraising by making a donation to kick off your fundraising efforts!



## Step 5: Complete Registration.

Complete the registration process by answering all the questions and following the instructions on each page.

Once you have completed the registration process, you'll get a confirmation screen. From there, you can click to go directly to your fundraising dashboard to set up your personal fundraising page!



If you have any questions or would prefer to register by phone, please contact your local staff partner or call the American Cancer Society at 1.800.227.2345.