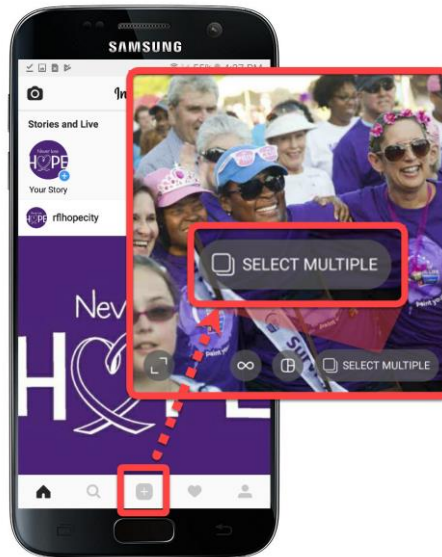


# Share Event Photos from Instagram

Create an Instagram album of up to **10 photos and videos** to share on your event website!

## Create an Album on Instagram



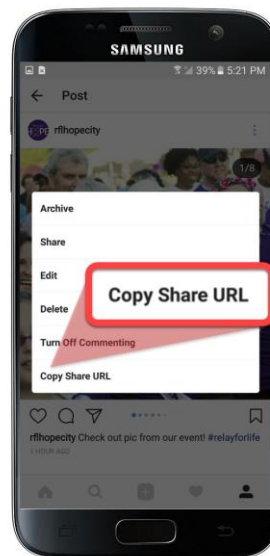
Click **+** to add your photos

Click **[SELECT MULTIPLE]** to select up to 10 photos and/or videos to **Share**

## Get Your Instagram Album URL



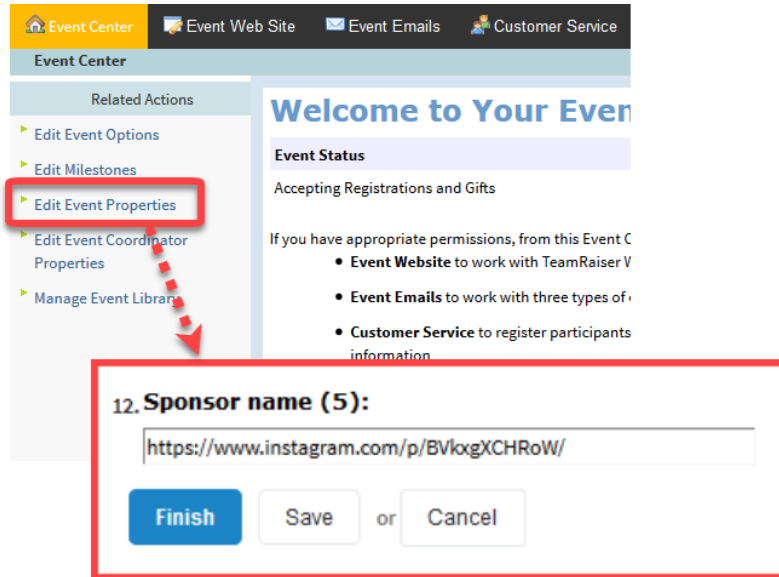
Click the 3 little dots in the corner to open **album options**



Select **Share and/or Copy Share URL**

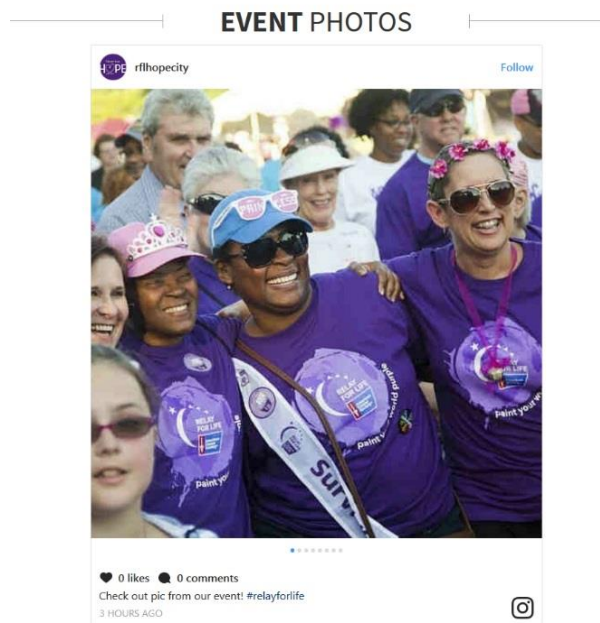
You will need the album URL for the next step!

## Add Instagram Album URL to Your Event Properties



Go to your EMC, click **Edit Event Properties** and scroll down to **Sponsor Line (5)**  
Replace the contents with the **URL** you just copied

## Save/Finish



Check out these photos from Relay For Life events around the country then sign up to join a Relay event near you.

Click **Save/Finish**

Your Instagram album will appear in the **Event Photos** section of your greeting page!

Simply repeat the steps above to create a new album each time you want to add new event photos!